





## Electric Convection Ovens EK8, 2EK8 Series - Half Size



EK8(N)A  
Shown with  
optional S/S  
side . Left  
door swing.



2EK8(O)A  
Shown with  
standard 6"  
legs. Right  
door swing.

### GENERAL

EK8 - Single oven for counter use. 30" wide x 26-3/4" deep x 25-3/8" high (76.2 x 68 x 64.5 cm) without legs 4" (10.2 cm) legs are optional.

2EK8 - Double oven. 30" wide x 26-3/4" deep x 60-3/4" high (76.2 x 68 x 154.3 cm) with 4" (10.2 cm) base frame and 6" (15.3 cm) legs.

Both single and double ovens have 14-3/4" wide x 21" deep x 20-1/2" high (37.5 x 53.3 x 52.1 cm) interiors that accept 18" x 13" (45.7 x 33 cm) half size pans. Used for all purpose baking and roasting.

**DOOR STYLES:** Each door to have double pane thermal viewing window. A single insulated handle, (nickel plated, cold rol tubular type), opens both doors, each section.

### MODELS:

EK8(N) -single oven with left door swing.

EK8(O) -single oven with right door swing.

2EK8(N) -double oven with left door swing.

2EK8(O) -double oven with right door swing.

### STANDARD FEATURES

- Stainless steel oven interiors.
- Removable 9-position bright nickel rack guides.
- Five 14-1/8" x 20" (35.9 x 50.8 cm) bright nickel racks with rack stop and non-tip feature.
- 3 tubular elements per oven section rated @ 2.6 kW each.
- 4" (10.2 cm) of insulation compressed to 2" (5.1 cm) within metal sheathing.
- Durable door gaskets, adjustable.
- Moisture vent.

### CONTROLS:

- Snap acting electric switch-type thermostat with a temperature adjustment range of 200°F (93°C) to 500°F (260°C), with "On/Ready" indicator light.
- Automatic fan and heating elements shut-off when door is opened. Separate rocker switch for fan operation with oven Cool-Down mode.
- One hour electric timer, per oven section.

### FINISH

Satin stainless steel front. Remaining exterior black. All painted surfaces have electrolytic zinc undercoating for corrosion protection and longer life.

OPTIONAL, (\*extra cost):

- \*S/S left side    \*S/S right side    \*S/S top    \*S/S back

### MOTOR

Pancake type, air cooled, single speed 1/3 Hp, with thermal overload protection. Sealed, self-lubricating ball bearing requires no lubrication for the life of the bearing.

### OPTIONS, (\*extra cost per oven section):

- \*4" (10.2 cm) LEGS - for EK8.
- \*CASTERS - (Set of 4).
  - Double Oven:
    - 3-1/2" wheel (8.9 cm), 4-1/2" height (11.4 cm).
- \*IFO, (Intermittent Fan Operation) - adjusts for delicate baking. 2-speed motor recommended.
- \*RACKS, EXTRA:
  - \*Standard
- \*SECURITY OPTIONS, (prisons, etc). Consult factory.
- SOLID DOORS - (in-lieu-of windows).
- \*SOLID STATE THERMOSTAT.
- \*TWO SPEED MOTOR, 208/240V.
  - (Std. with Cook-n-Hold, 1PH only)-
  - High - 1725 rpm/ Low - 1140 rpm.



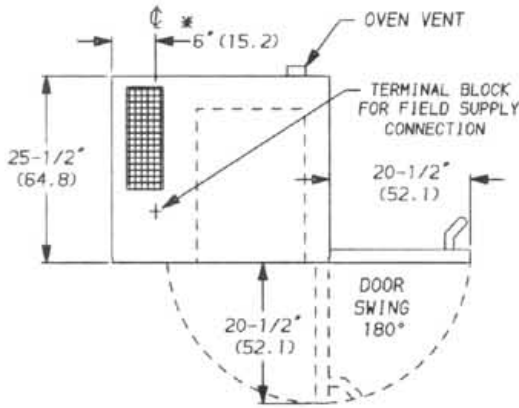
# MONTAGUE EK8, 2EK8 Series

# Electric Vectaire Convection Ovens

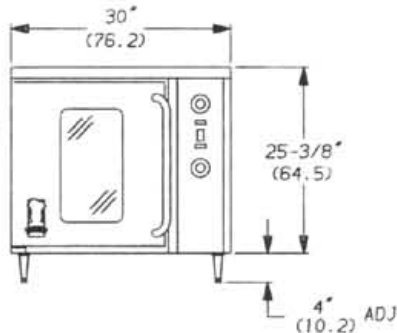
Standard configuration available in Montague Auto CAD Foodservice Symbols library.

Dimensions in parenthesis are centimeters.

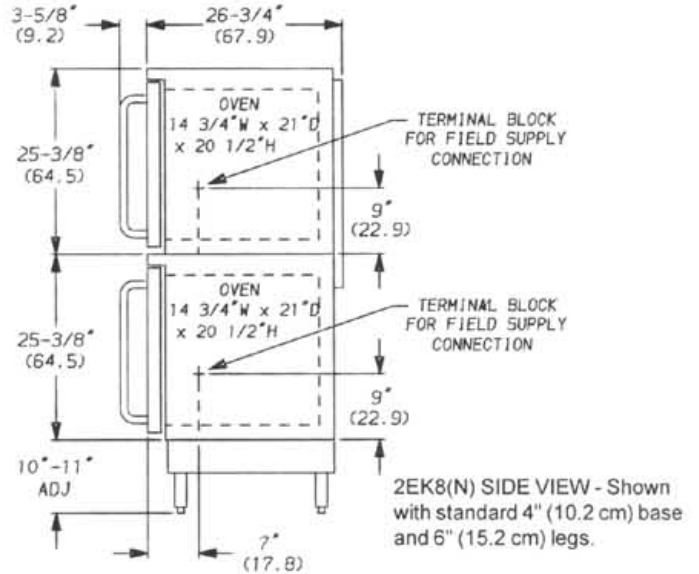
TOP VIEW



EK8(O)A FRONT VIEW - Shown with optional 4" (10.2 cm) legs.



RACK SPACING	
# Racks/Oven Section	Clearance
5	3-3/8" (8.6)
9	1-1/2" (3.8)



2EK8(N) SIDE VIEW - Shown with standard 4" (10.2 cm) base and 6" (15.2 cm) legs.

### Electrical Ratings:

\*\*\* NOTE: EACH OVEN SECTION HAS ITS OWN ELECTRICAL SUPPLY. RATINGS SHOWN ARE PER OVEN SECTION. \*\*\*

MODEL	POWER kW	VOLTS AC	PHASE	NOMINAL AMPS PER LINE	NOMINAL AMPS PER LINE 3 PHASE			FREQUENCY HERTZ	MIN. CIRCUIT AMPACITY
					L1	L2	L3		
EK8 or 2EK8 top or bottom section	7.9	208	3		26	26	24	60	33
	7.9	240	3		23	23	21	60	33
	7.9	208	1	38				60	48
	7.9	240	1	33				60	48

50 Hz ovens for 220/380VAC or 240/415VAC (4 wire) are available.

### IMPORTANT

Commercial oven(s) must be installed in accordance with local codes and National Electrical Code ANSI/NFPA 70. Compliance with codes is the responsibility of the Owner and Installer.

Adequate Ventilation System required. Must be installed in accordance with local codes.

UL LISTED: Commercial Cooking Appliance ANSI/UL-197.

NOTE: These appliances are intended for commercial use by professionally trained personnel. NOT Intended For Household Use.

Montague's continuing commitment to quality/product improvement can cause specification and design changes without prior notice.

Minimum Clearances:	Combustible Construction	Noncombustible Construction
Back Wall:	0"	0"
Left & Right Side:	0"	0"
With 6" (15.2 cm) legs (2EK8): Suitable for installation on combustible floors.		
With or without 4" (10.2 cm) legs (EK8): For use only on noncombustible counters.		

ENTRY CLEARANCE: 26" (66 cm) uncrated

### APPROX. CUBIC FT./METERS:

Single Oven: 15 cu.ft./42 m3  
Double Oven: 2 cartons @ 15 cu.ft./42 m3

### SHIP WGT: (Class 70)

229 Lbs. 104 kg.  
515 Lbs. 234 kg.



## THE MONTAGUE COMPANY

1830 Stearman Avenue, P.O. Box 4954  
Hayward, CA 94540-4954

Telephone: 800/345-1830 (outside CA) 510/785-8822 FAX: 510/785-3342

<http://www.montague.itrade.net>

Printed in U.S.A.

Vectaire 22  
5290-6 3/97